

Adapter plates and accessories, selection and application reference

Note: This is a general reference document. For specific product compatibility and additional information, refer to the notification appliance's data sheet and installation instructions.

Table 1: Adapter plates and accessories


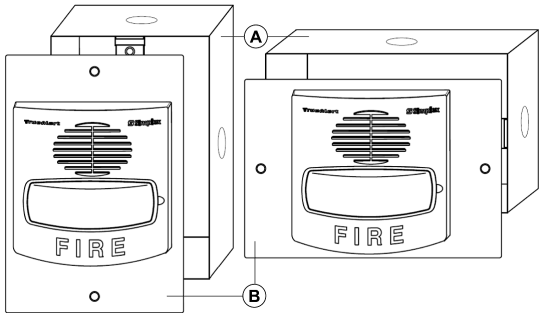
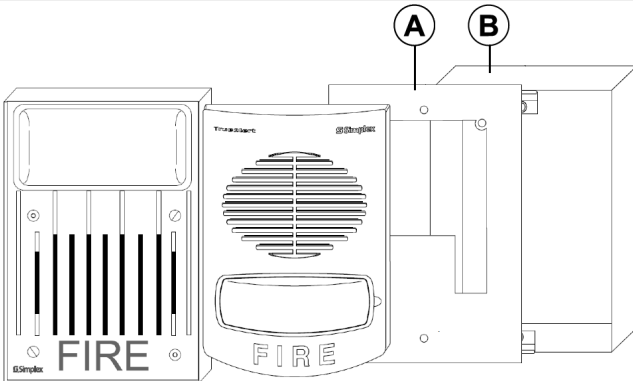
Model	Color	Description	Reference diagram						
4905-9836 4905-9839	Red White	<p>Cosmetic Adapter Plate</p> <p>Use for wall mount applications when replacing rectangular housing A/V. You can mount it horizontally or vertically on a flush-mounted, 4 in. square electrical box, with a TrueAlert A/V or V/O if a horn is no longer required.</p> <p>Dimensions: 7.95 in. x 5.91 in. x 0.06 in. (202 mm x 150 mm x 1.5 mm)</p>	 <p>Note: NFPA 72 requires that you mount the entire lens not less than 80 in. and not greater than 96 in. above the finished floor.</p>						
4905-9931	Red	<p>Adapter Plate</p> <p>Use to mount a TrueAlert horn, V/O or A/V to Simplex 2975-9145 box. For retrofit, you can mount it vertically or horizontally.</p> <p>Dimensions: 8 5/16 in. x 5 3/4 in. x 0.060 in. (211 mm x 146 mm x 1.5 mm)</p>	 <p>Note: A/V shown is mounted on an adapter plate.</p> <table><tr><th>Callout</th><th>Description</th></tr><tr><td>A</td><td>2975-9145 Box</td></tr><tr><td>B</td><td>4905-9931 Adapter Plate</td></tr></table>	Callout	Description	A	2975-9145 Box	B	4905-9931 Adapter Plate
Callout	Description								
A	2975-9145 Box								
B	4905-9931 Adapter Plate								
4905-9903	Red	<p>Adapter Plate</p> <p>Use to adapt Simplex 2975-9145 box to mount a TrueAlert S/V wall mount, or a rectangular S/V. You can use it to mount vertically or horizontally. Typically used for retrofit.</p>	 <table><tr><th>Callout</th><th>Description</th></tr><tr><td>A</td><td>4905-9903 Adapter Plate</td></tr><tr><td>B</td><td>2975-9145 Box</td></tr></table>	Callout	Description	A	4905-9903 Adapter Plate	B	2975-9145 Box
Callout	Description								
A	4905-9903 Adapter Plate								
B	2975-9145 Box								

Table 1: Adapter plates and accessories

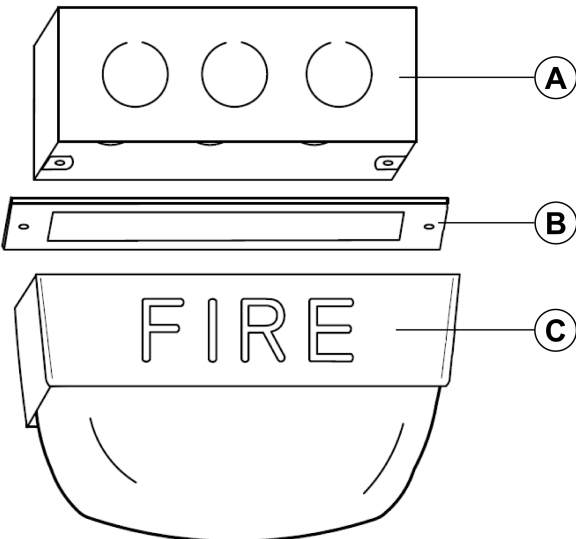
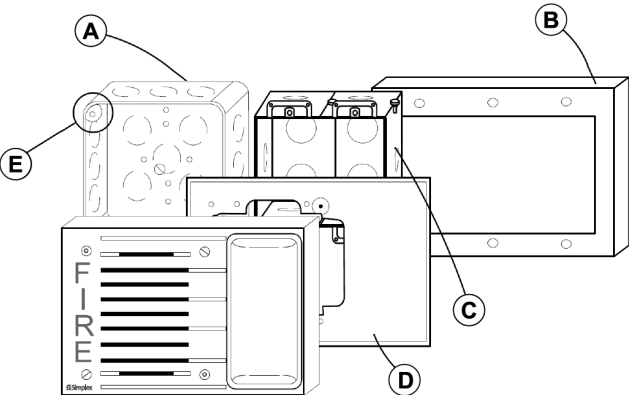
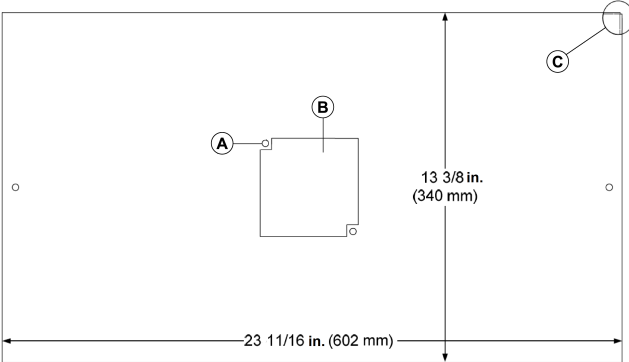
Model	Color	Description	Reference diagram								
4905-9910	Zinc plated	<p>Surface mount Adapter Plate</p> <p>Required to mount to a handy box. Not required when you use 4905-9926 guard.</p> <p>Dimensions: (H x W x D) 4 7/8 in. x 3 1/8 in. x 0.060 in. (124 mm x 79 mm x 1.5 mm)</p>	 <table><tr><th>Callout</th><th>Description</th></tr><tr><td>A</td><td>Handy Box, 1 1/2 in. (38 mm) deep</td></tr><tr><td>B</td><td>4905-9910 Adapter Plate</td></tr><tr><td>C</td><td>Ceiling mount strobe (V/O)</td></tr></table>	Callout	Description	A	Handy Box, 1 1/2 in. (38 mm) deep	B	4905-9910 Adapter Plate	C	Ceiling mount strobe (V/O)
Callout	Description										
A	Handy Box, 1 1/2 in. (38 mm) deep										
B	4905-9910 Adapter Plate										
C	Ceiling mount strobe (V/O)										

Table 1: Adapter plates and accessories

Model	Color	Description	Reference diagram												
4905-9939	Zinc plated	<p>Adapter Plate for rectangular A/V (horn/strobe, you can mount vertically or horizontally). Required for 3-gang Wiremold boxes, 2-gang boxes, and for surface-mounted 4 in. square boxes. Not required if you use a 4905-9915 or 4905-9916 adapter.</p> <p>Dimensions: 7 in. x 4 7/8 in. (178 mm x 124 mm)</p>	<div></div> <table><tr><th>Callout</th><th>Description</th></tr><tr><td>A</td><td>4 in. square, 1 1/2 in. deep box, surface-mounted</td></tr><tr><td>B</td><td>3 gang box, 2 3/4 in. deep, Wiremold No. 5744-3 or equal</td></tr><tr><td>C</td><td>2 gang outlet box</td></tr><tr><td>D</td><td>4905-9939 Adapter Plate</td></tr><tr><td>E</td><td>Note box orientation</td></tr></table>	Callout	Description	A	4 in. square, 1 1/2 in. deep box, surface-mounted	B	3 gang box, 2 3/4 in. deep, Wiremold No. 5744-3 or equal	C	2 gang outlet box	D	4905-9939 Adapter Plate	E	Note box orientation
Callout	Description														
A	4 in. square, 1 1/2 in. deep box, surface-mounted														
B	3 gang box, 2 3/4 in. deep, Wiremold No. 5744-3 or equal														
C	2 gang outlet box														
D	4905-9939 Adapter Plate														
E	Note box orientation														
2905-9946	Beige	<p>Tile Bridge</p> <p>Use for 4902-9721 round, ceiling mounted speaker.</p>	<div></div> <table><tr><th>Callout</th><th>Description</th></tr><tr><td>A</td><td>1/4 in. (6 mm) diameter holes, 4 places</td></tr><tr><td>B</td><td>3 3/4 in. (95 mm) square cutout, centered on plate</td></tr><tr><td>C</td><td>0.024 in. (0.610 mm) thick sheet metal, folded with a 1/2 in. lip on each side</td></tr></table>	Callout	Description	A	1/4 in. (6 mm) diameter holes, 4 places	B	3 3/4 in. (95 mm) square cutout, centered on plate	C	0.024 in. (0.610 mm) thick sheet metal, folded with a 1/2 in. lip on each side				
Callout	Description														
A	1/4 in. (6 mm) diameter holes, 4 places														
B	3 3/4 in. (95 mm) square cutout, centered on plate														
C	0.024 in. (0.610 mm) thick sheet metal, folded with a 1/2 in. lip on each side														

Adapter skirts

Table 2: Adapter skirts

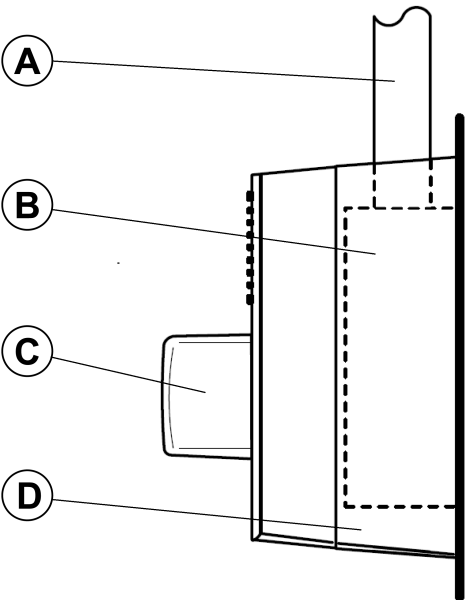
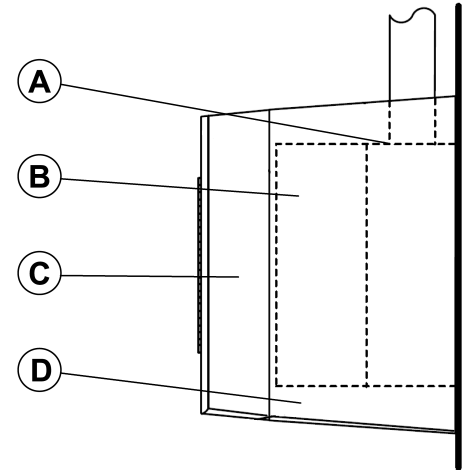
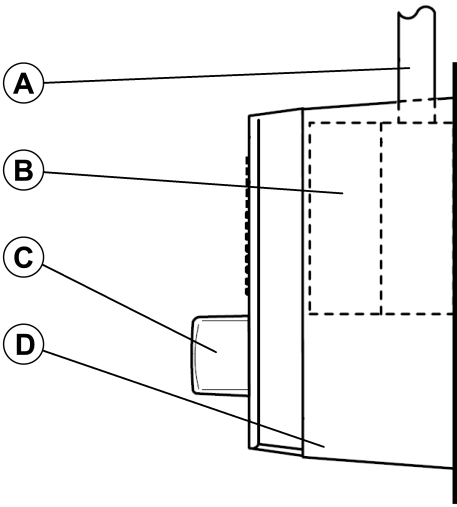
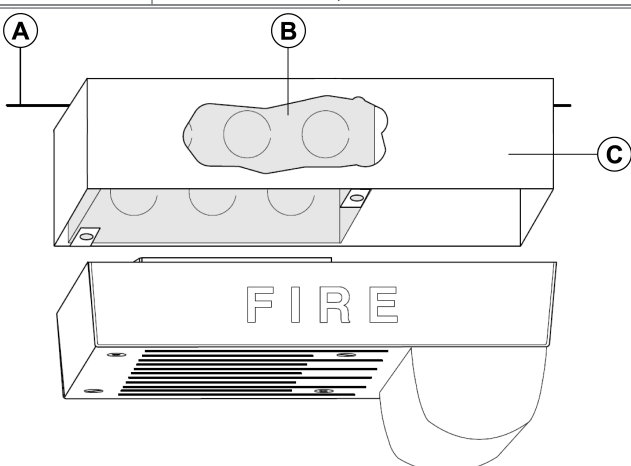
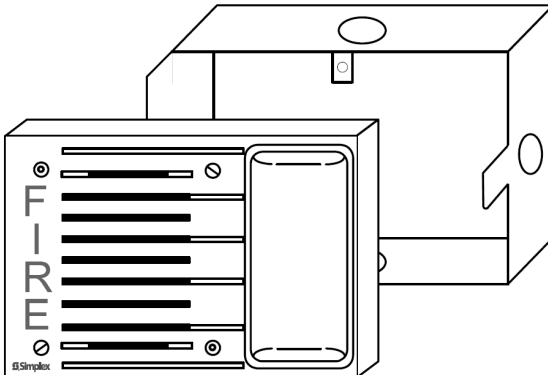
Model	Color	Description	Reference diagram										
4905-9937 4905-9940	Red White	Shallow Surface Mount Adapter Skirt Use to cover 1 1/2 in. (38 mm) deep surface-mounted boxes. Use for TrueAlert horns, V/O and AVV. Skirt depth: 1 5/8 in. (41 mm)	 <table><tr><th>Callout</th><th>Description</th></tr><tr><td>A</td><td>Surface mount conduit and box shown for reference</td></tr><tr><td>B</td><td>4 in. (102 mm) square box profile 1 1/2 in. (38 mm) deep</td></tr><tr><td>C</td><td>Notification appliance</td></tr><tr><td>D</td><td>Surface mount adapter skirt</td></tr></table>	Callout	Description	A	Surface mount conduit and box shown for reference	B	4 in. (102 mm) square box profile 1 1/2 in. (38 mm) deep	C	Notification appliance	D	Surface mount adapter skirt
Callout	Description												
A	Surface mount conduit and box shown for reference												
B	4 in. (102 mm) square box profile 1 1/2 in. (38 mm) deep												
C	Notification appliance												
D	Surface mount adapter skirt												
4905-9941 4905-9942	Red White	Deep Surface Mount Adapter Skirt for Wall Mount Speaker Use to cover a surface-mounted 1 1/2 in. deep box with a 1 1/2 in. deep extension external to wall. Skirt depth: 3 3/16 in. (81 mm)	 <table><tr><th>Callout</th><th>Description</th></tr><tr><td>A</td><td>4 in. (102 mm) square box, 1 1/2 in. (38 mm) deep with conduit shown for reference</td></tr><tr><td>B</td><td>4 in. (102 mm) square box extension, 1 1/2 in. (38 mm) deep</td></tr><tr><td>C</td><td>Speaker</td></tr><tr><td>D</td><td>Surface mount adapter skirt</td></tr></table>	Callout	Description	A	4 in. (102 mm) square box, 1 1/2 in. (38 mm) deep with conduit shown for reference	B	4 in. (102 mm) square box extension, 1 1/2 in. (38 mm) deep	C	Speaker	D	Surface mount adapter skirt
Callout	Description												
A	4 in. (102 mm) square box, 1 1/2 in. (38 mm) deep with conduit shown for reference												
B	4 in. (102 mm) square box extension, 1 1/2 in. (38 mm) deep												
C	Speaker												
D	Surface mount adapter skirt												

Table 2: Adapter skirts

Model	Color	Description	Reference diagram										
4905-9946 4905-9947	Red White	Deep Surface Mount Adapter Skirt for S/V Required when you mount a TrueAlert S/V to a surface-mounted electrical box, 4 in. square and 1 1/2 in. deep with a 1 1/2 in. deep extension. Skirt depth: 3 3/16 in. (81 mm)	 <table><tr><th>Callout</th><th>Description</th></tr><tr><td>A</td><td>Surface mount conduit and box shown for reference</td></tr><tr><td>B</td><td>4 in. (102 mm) square box profile, 1 1/2 in. (38 mm) deep with 1 1/2 in. extension</td></tr><tr><td>C</td><td>Speaker/Strobe (S/V)</td></tr><tr><td>D</td><td>Surface mount adapter skirt</td></tr></table>	Callout	Description	A	Surface mount conduit and box shown for reference	B	4 in. (102 mm) square box profile, 1 1/2 in. (38 mm) deep with 1 1/2 in. extension	C	Speaker/Strobe (S/V)	D	Surface mount adapter skirt
Callout	Description												
A	Surface mount conduit and box shown for reference												
B	4 in. (102 mm) square box profile, 1 1/2 in. (38 mm) deep with 1 1/2 in. extension												
C	Speaker/Strobe (S/V)												
D	Surface mount adapter skirt												
4905-9915 4905-9916	White Red	Surface Mount Box Adapter Use to cover 1 1/2 in. deep surface-mounted boxes for use with rectangular A/V products. Dimensions: (H x W x D) 4 3/4 in. x 6 7/8 in. x 1 1/2 in. (121 mm x 175 mm x 38 mm)	 <table><tr><th>Callout</th><th>Description</th></tr><tr><td>A</td><td>Ceiling reference</td></tr><tr><td>B</td><td>4 in. (102 mm) square box, 1 1/2 in. (38 mm) minimum depth</td></tr><tr><td>C</td><td>Adapter, ceiling mount shown for reference.</td></tr></table>	Callout	Description	A	Ceiling reference	B	4 in. (102 mm) square box, 1 1/2 in. (38 mm) minimum depth	C	Adapter, ceiling mount shown for reference.		
Callout	Description												
A	Ceiling reference												
B	4 in. (102 mm) square box, 1 1/2 in. (38 mm) minimum depth												
C	Adapter, ceiling mount shown for reference.												

Mounting boxes

Table 3: Mounting boxes

Model	Color	Description	Reference diagram
4905-9923	Red	Surface Mount Box for Rectangular A/V or S/V. You can mount it horizontally or vertically. Dimensions: 4 5/16 in. x 6 5/8 in. x 2 3/4 in. (110 mm x 168 x 70 mm)	
4905-9924	White		

Wire guards

Table 4: Wire guards

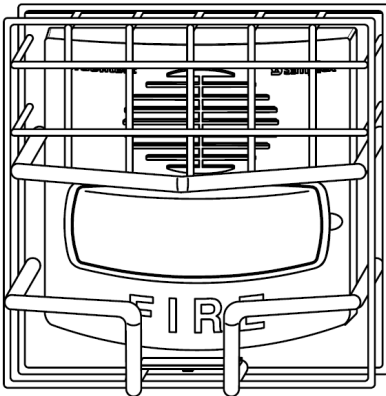
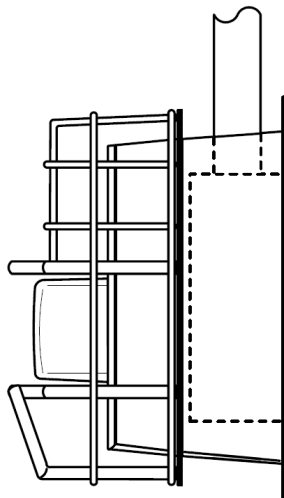

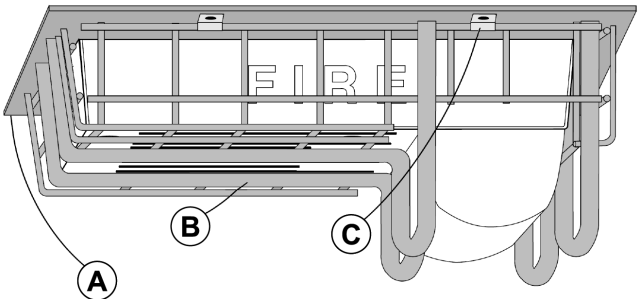
Model	Color	Description	Reference diagram
4905-9961	Red	Wire Guard for Wall Mount TrueAlert V/O or A/V, includes Mounting Plate Compatible with semi-flush or surface-mounted boxes. Dimensions: (H x W x D) 6 1/16 in. x 6 1/16 in. x 3 1/8 in. (154 mm x 154 mm x 79 mm)	  <p>Front view with A/V</p> <p>Side view with V/O. Shown with surface mount box that requires adapter skirt.</p>
4905-9926	Red	Wire Guard for Ceiling Mount V/O, includes Mounting Plate Compatible with semi-flush or surface-mounted boxes. Compatible with wall mount rectangular style V/O, typically for retrofit. Dimensions: (H x W x D) 6 1/8 in. x 4 3/8 in. x 2 7/8 in. (156 mm x 111 mm x 73 mm)	 <p>Guard shown with ceiling mount strobe (V/O) on mounting plate (2 pieces)</p>

Table 4: Wire guards

Model	Color	Description	Reference diagram								
4905-9927	Red	Red Wire Guard for mounting to a flush-mounted electrical box.	 <p>AVV assembly</p>								
4905-9928	Red	Red Adapter Plate, required to mount guard to a surface-mounted electrical box.									
			<table><tr><th>Callout</th><th>Description</th></tr><tr><td>A</td><td>4905-9928 Adapter Plate, required for surface-mounted box.</td></tr><tr><td>B</td><td>4905-9927 Wire Guard</td></tr><tr><td>C</td><td>Four mounting clamps included, two on each side.</td></tr></table>	Callout	Description	A	4905-9928 Adapter Plate, required for surface-mounted box.	B	4905-9927 Wire Guard	C	Four mounting clamps included, two on each side.
Callout	Description										
A	4905-9928 Adapter Plate, required for surface-mounted box.										
B	4905-9927 Wire Guard										
C	Four mounting clamps included, two on each side.										

Simplex appliances and STI covers, UL listed compatibility reference

The following table summarizes the Simplex appliances that have been UL tested and listed with various STI polycarbonate vandal covers. The products were tested and grouped together to provide the best performance, the loss values in the following table are significantly better than the generic de-rating (loss) factors.

For more information on STI products refer to www.sti-usa.com.

Table 5: Simplex appliances and STI covers, UL listed compatibility reference

Appliance	Mounting Type	Simplex model number	STI cover model number	Back box mounting type	Light loss	Sound loss	Required surface mount adapter skirt See note 4
Wall See note 5	Speaker	4902-9716	STI-1210D	Surface	n/a	1.1 dBA	4905-9941
			STI-1210E	Flush	n/a	2.9 dBA	None
Ceiling	Speaker	4902-9721	STI-1217	Flush	n/a	5.4 dBA	None
Wall	Horn	4901-9820	STI-1210D	Surface	n/a	3.1 dBA	4905-9937
				Flush	n/a	6.1 dBA	None
Wall	V/O	4906-9101 and 4906-9103	STI-1210D	Surface	41.7%	n/a	4905-9937 (red) or 4905-9940 (white)
			STI-1210E	Flush	31%	n/a	
			STI-1215	Flush	33.3%	n/a	
			STI-1217 See note 3	Surface	30.7%	n/a	
Wall	A/V	4906-9127 and 4906-9129	STI-1210D	Surface	41.7%	3.7 dBA	4905-9937 (red) or 4905-9940 (white)
			STI-1210E	Flush	31%	4.9 dBA	
			STI-1215	Flush	33.3%	5.7 dBA	
			STI-1217 See note 3.	Surface	30.7%	6.3 dBA	
Ceiling	V/O	4906-9102 and 4906-9104	STI-1217	Surface	21.5%	n/a	None
			STI-1217	Flush	39.4%	n/a	
Wall	S/V	4906-9151 and 4906-9153	STI-1210D	Surface	34.3%	1.5 dBA	4905-9946 (red) or 4905-9947 (white)
			STI-1210E	Flush	31%	3.3 dBA	
Ceiling	S/V	4906-9154	STI-1217	Flush	23.6%	1.4 dBA	None

Note:

- Covers are not listed for ULC applications.
- For mounting and maintenance instructions, refer to the STI Installation Manuals packed with each cover.
- STI Adhesive Backed Spacer to Mounting Surface Gasket is required. Do not use a cover-to-spacer gasket.
- Surface-mounted appliances require use of the appropriate Surface Mount Adapter Skirt as listed.
- Speaker 4902-9716 is listed for both wall and ceiling mount with the STI covers as in Table 5.

